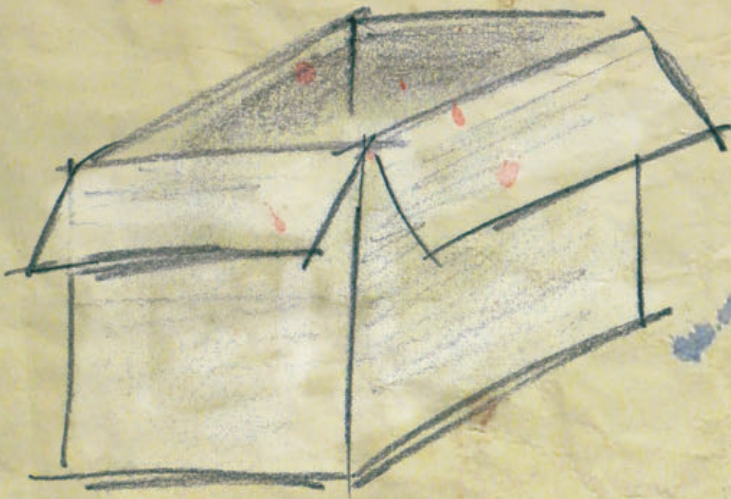




BAU DEIN EIGENES BULIPLANE!  
CONSTRUCT YOUR OWN BULIPLANE!



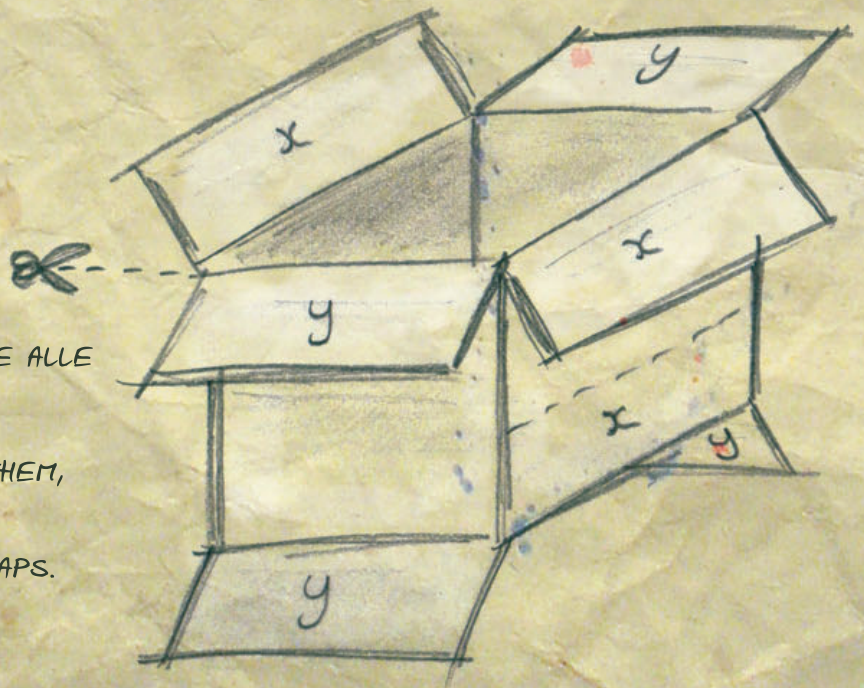
[1.]

NIMM EINEN GROSSEN KARTON.  
USE A BIG BOX.

[2.]

SCHNEIDE ALLE Y-KLAPPEN AB  
(NICHT WEGWERFEN!) UND KLEBE ALLE  
X-KLAPPEN NACH INNEN.

CUT OFF THE Y-FLAPS (KEEP THEM,  
AS YOU WILL NEED THEM LATER),  
FOLD OVER AND GLUE THE X-FLAPS.






[3.]

SCHNEIDE SEITLICH HALBKREISE AUS UND VERWENDE SIE ALS FLÜGEL. SCHNEIDE HINTEN DREIECKE HERAUS.

CUT OUT SEMICIRCLES AND USE AS WINGS. CUT TRIANGLES AT REAR.



[4.]

KLEBE DIE HECKKLAPPE AN DIE SCHRÄGE.

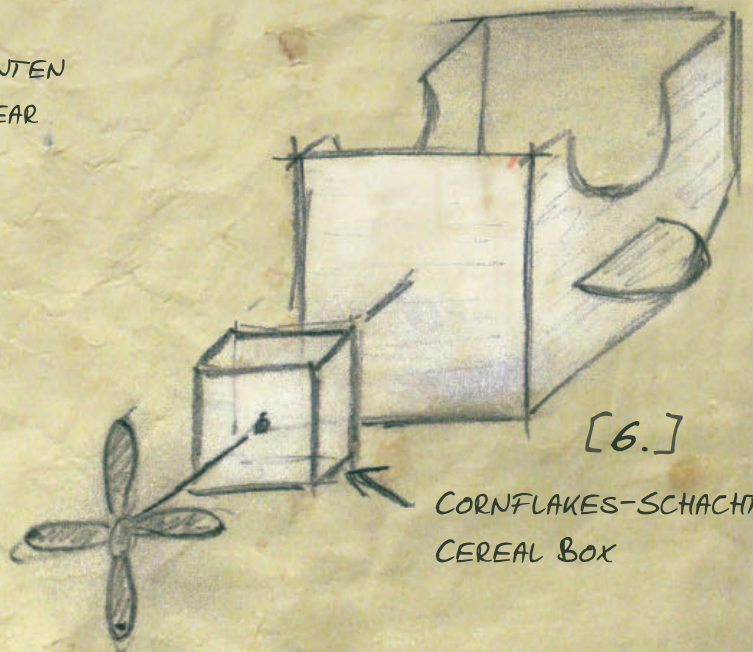
GLUE FLAP OR USE STICKY-TAPE.



[5.]

2 BÄNDER: BEFESTIGE DIE ENDEN AN DEN 4 BULIPLANE-ECKEN.

2 STRAPS: ATTACH TO THE 4 CORNERS OF THE BULIPLANE.



[6.]

CORNFLAKES-SCHACHTEL  
CEREAL BOX



[7.]

HECKFLOSSE (AUS Y-KLAPPE)  
TAIL FIN (FROM Y-FLAP)

GUTEN FLUG!  
HAVE A NICE FLIGHT!